

GFX
50S 50R

Medium Format
Mirrorless
Digital Camera
SYSTEM
BROCHURE



more info

<https://fujifilm-x.com/gfx/>



To ensure correct usage, read owner's manual carefully before using your equipment.
All photos, illustrations, drawings and other images in this brochure are intended for illustrative purposes only.

•Windows is either a registered trademark or trademark of Microsoft Corporation in the United States and / or other countries.
•Mac, OS X, and macOS are trademarks of Apple Inc., registered in the U.S. and other countries. •HDMI, HDMI and High-Definition Multimedia interface are either trademarks or registered trademarks of HDMI Licensing. •The Bluetooth® word mark and logos are registered trademarks owned by the Bluetooth SIG, Inc. and any use of such marks by FUJIFILM Corporation is under license. •SDXC logo is a trademark. •All other trademarks are the property of their respective holders.

For more information, please visit our website http://www.fujifilm.com/products/digital_cameras/index.html

THE FUTURE OF HISTORY

FUJIFILM GFX 50s GFX 50R

The FUJIFILM GFX system delivers image quality among the best in the industry. It combines outstanding resolution of 51.4 megapixels with exceptional tones, advanced color reproduction and high-performance lenses. This level of image quality is inspirational. The way you interpret the world around you changes the moment you hold this camera. Appreciate all that can be achieved with Fujifilm's medium format mirrorless camera system, GFX.



HISTORY REGENERATED

The GFX 50S was regenerated as the first model for the GFX system, bringing medium format cameras back to the wider photographic community. It boasts outstanding handling, expandability and style, perfected in the pursuit of ultimate functionality. Complemented with a variety of accessories including the vertical battery grip and EVF tilt adapter, the camera is an ideal tool for professional photographers. This model utilizes the performance of large diameter lenses to the maximum extent ranging from fashion and commercial photography to landscapes.





HISTORY REBORN

FUJIFILM has continued to develop and manufacture medium format film cameras. The priority has always been to achieve premium image quality. The GFX 50R is a rangefinder style, which has been reborn through the history of medium format cameras. Just like medium format film cameras in the past, the GFX 50R has been developed in pursuit of a compact and lightweight system while delivering the ultimate picture quality for everyday snapshots and street photography. This new model expands the potential for the GFX system and makes medium format output even more accessible.







GF63mmF2.8 R WR on FUJIFILM GFX 50S 1/125sec, F18 ISO100 Photographer: Gary Heery



GF110mmF2 R LM WR on FUJIFILM GFX 50R 1/2000sec, F2,0 ISO1250 Photographer: Seigi Takakuwa





GFX 50s GFX 50R

height
113.8mm

depth
91.4mm

weight
920g (including EVF)
825g

width
147.5mm



height
96.5mm

depth
66.4mm

weight
775g

width
160.7mm

Page **CONTENTS**

	BODY
20	TOUGHNESS FEELING
	IMAGING
21	SENSOR PROCESSOR MOUNT
22	
	INTERFACE
23	MONITOR MEDIA FINDER VERTICAL GRIP
24	
	IMAGING
25	FORMAT / ASPECT SENSITIVITY WHITE BALANCE FILM SIMULATION ADVANCED IMAGE SETTING
26	
	FUNCTION
27	SHUTTER FOCUS CONTINUOUS SHOOTING EXPOSURE MODE PHOTOMETRY FLASH SHOOTING MOVIE RECORDING
28	
29	BRACKETING CONNECTIVITY OTHER FUNCTIONS
30	
	ACCESSORY
31	FLASH TERMINAL MOUNT ADAPTER
32	
	LENS
33	GF LENS
	SYSTEM
35	SYSTEM CHART WORKFLOW
36	
37	SPEC

BODY



BODY

TOUGHNESS

Weather-resistant and freezeproof to -10°C The GFX 50S and GFX 50R's magnesium alloy camera camera bodies are dust- and water-resistant while also being able to withstand low temperatures. Despite carrying a large image sensor, the camera is compact, lightweight and extremely durable. The GFX 50S body, weighing approx. 920g (including EVF, battery and memory card), is designed to be easy to hold even when using larger lenses. The GFX 50R rangefinder style design, weighing even less at just 775g, makes it astonishingly compact and lightweight despite being a medium format digital camera, especially when fitted with a compact lens. Weather seals on the inside of the camera body means it is made to withstand dust and moisture and low temperatures. That makes it a perfect choice for a wide range of tough shooting conditions, as well as in-studio.



GFX 50s

Dimensions	147.5mm (W) × 94.2mm (H) × 91.4mm (D) (Minimum depth 41.6mm)
Weight	Approx. 920g (Including EVF, battery and memory card), Approx. 825g (Excluding EVF)
Body	Magnesium alloy
Operating Condition	Temperature -10°C - 40°C / Humidity 10 - 80% (No condensation)

GFX 50R

Dimensions	160.7mm (W) × 96.5mm (H) × 66.4mm (D) (Minimum depth 46.0mm)
Weight	Approx. 775g (Including EVF, battery and memory card),
Body	Magnesium Alloy
Operating Condition	Temperature -10°C - 40°C / Humidity 10 - 80% (No condensation)

FEELING

Body texture and dial based operation

The compact and lightweight GFX body is designed with attention to detail to achieve advanced functionality and elegance at the same time. Examples of this can be seen in the optimized shapes of individual components, surface texture of the magnesium alloy body, and the use of rubber material for a more comfortable grip. Operation dials, including the shutter speed dial, are milled out of aluminum blocks for premium texture. Extra attention has been given to the internal structure and fine adjustments have been applied to individual operations, as evident in the clicking sensation and sound. The more you use the camera, the more comfortable it becomes.



IMAGING



SENSOR


The GFX 50S and GFX 50R feature a 43.8×32.9mm CMOS medium format sensor. Both cameras are a product of Fujifilm's rich history, cutting-edge digital technology and extensive knowledge of medium format film cameras. Boasting an effective resolution of 51.4 million pixels and paired with high-performance GF lenses, the sensor delivers superior tones and sharpness that will surpass the expectations of most professional photographers shooting in the world of commercial, fashion or landscapes.

FUJIFILM G FORMAT 43.8×32.9mm
35mm FORMAT [FULL FRAME] 36.0×24.0mm
APS-C FORMAT 23.5×15.6mm

Actual size

Optimized Sensor Design Both the shape of the light-gathering micro-lenses and the processing from the photodiodes have been optimized to achieve a high level of sharpness and broad dynamic range. The lowest native ISO sensitivity of 100 and the 14-stop dynamic range, achieved with 14-bit RAW data, delivers high definition images in a variety of conditions with notably rich skin tones and intricate foliage detail.

Number of Effective Pixels	51.4 million pixels
Image Sensor	43.8mm×32.9mm (FUJIFILM G Format) CMOS with primary color filter No optical low-pass filter
Number of Recorded Pixels	[L] [4:3] 8256×6192



PROCESSOR

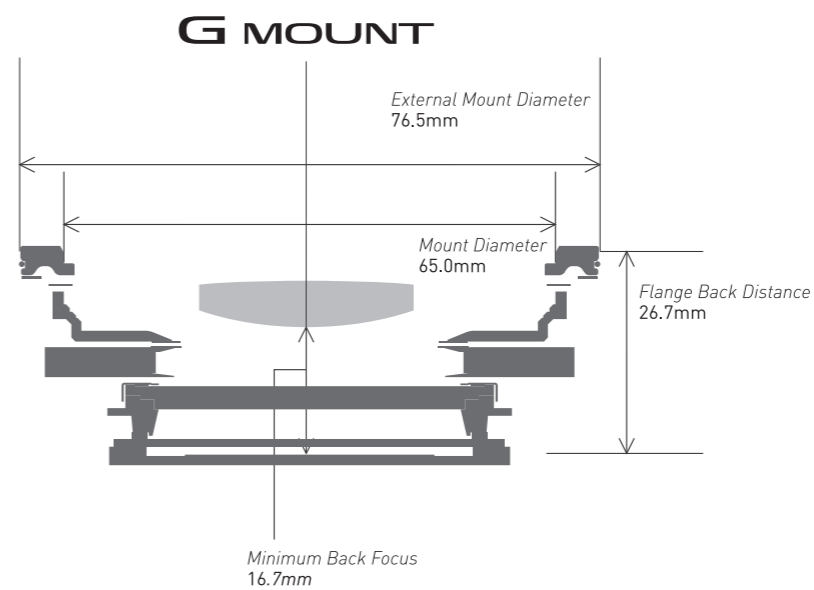
The GFX 50S and GFX 50R sports the X-Processor Pro image processing engine, capable of drawing the very best out of the 51.4 megapixel sensor. Its advanced processing accelerates and optimizes the camera's performance in a variety of areas including stunning color reproduction with Fujifilm's unique Film Simulation modes, in-camera RAW conversion to the 8-bit TIFF format, accurate contrast AF, quick startup time, and minimal shutter release time lag and shooting intervals between frames.

IMAGING



MOUNT

FUJIFILM G Mount The GFX uses the G Mount, which has a mount diameter of 65mm, flange back distance of 26.7mm and minimum back focus distance of 16.7mm. It uses as many as 12 electronic contact points for sending and receiving data, plus it supports the use of a wide variety of lenses and accessories. The short back focus distance, made possible because of the Fujifilm mirrorless system's structure, affords greater freedom in lens design to contribute to the development of fast, compact and high-performance GF lenses while preventing vignetting to deliver edge-to-edge sharpness.



Electronic Contact	12 pins
Sensor Cleaning	Ultra sonic vibration

INTERFACE

MONITOR

The rear 2.36M-dot LCD monitor measures 3.2 inches and offers 100% coverage. The smart touchscreen panel enables intuitive operation and tilts in three or two directions for easy framing and shooting from high or low angles.

GFX 50s		GFX 50R	
Monitor	3.2 inch, Aspect ratio 4:3, Approx. 2,360K-dot Tilt-type, Touch screen color LCD monitor (Approx. 100% Coverage)		
Tilting Direction	Three direction	Two direction	
LCD Brightness	AUTO -5 - +5 [30 - 800cd/m ²]		
LCD Color	-5 - +5		



Smart Touchscreen Display The touchscreen makes it easy to select an AF area and enlarge the Live View intuitively.

	GFX 50s	GFX 50R
Shooting Mode / Playback Mode	Flick (Up and Down) RGB histogram, Live View highlight alert (Shooting mode only)	Flick (Up, Down, Right and Left) Four flick functions (Shooting mode only)
	Double Tap Enlarged live view / Playback zoom	
	Tap, Press, Drag AF area selection, Touch AF / View other area during playback zoom	
	Pinch-in, Pinch-out Playback zoom in and out (Playback mode only)	
	Swipe View Next Picture (Playback mode only)	
Other Functions	Q Menu selection, Input character	



SUB MONITOR **GFX 50S ONLY** The 1.28-inch monochrome LCD monitor can be viewed in all conditions (including bright sunlight) and displays information including shutter speed, aperture, ISO, exposure compensation and exposure mode. You can customize up to eight items to be displayed on the monitor; it also has a backlight for viewing in low light conditions.

Sub Monitor	1.28 inch, Aspect ratio 1:1 128x128-dot monochrome LCD monitor
Backlight	Yes



MEDIA

Dual Card Slot Both slots support high-speed UHS-II cards. They can be assigned to store files according to their format, e.g. JPEG, RAW or Movie.

Media	SD Card [-2GB] / SDHC Card [-32GB] / SDXC Card [-256GB] UHS-I / UHS-II*
-------	---

* Please see the Fujifilm website to check memory card compatibility.



FINDER

High Magnification and High Definition Electronic Viewfinder The GFX 50s and GFX 50R are supplied with a 3.69M-dot EVF with 100% coverage. It uses dedicated rich lens elements to achieve extremely high definition finder live view and offers a diopter adjustment range of -4m⁻¹ to +2m⁻¹.

	GFX 50s	GFX 50R
Finder	0.5 inch Approx. 3.69 millions dots OLED Color viewfinder Coverage of viewing area vs. Capturing area: approx. 100%	
Eyepoint	Approx. 23mm <small>(from the rear end of the camera's eyepiece)</small>	
Diopter Adjustment	-4 - +2m ⁻¹	
Magnification	0.85x <small>with 50mm lens (55mm equivalent) at infinity and diopter set to -1.0m⁻¹</small>	0.77x
EVF Brightness	AUTO / -7* - +5	
EVF Color	-5 - +5	
Others	Built-in eye sensor	

* GFX 50S: Firmware Ver. 2.00 or later.



INTERFACE

EVF Tilting Adapter EVF-TL1 (Optional) **COMPATIBLE WITH GFX 50S**

Attach the optional EVF Tilting Adapter EVF-TL1 between the camera body and the EVF to enable vertical tilt (0°-90° / 5 steps) and horizontal rotation (±45°). This allows you to shoot from waist level or aids shooting in portrait orientation.

Dimensions	53.7mm (W) × 36.8mm (H) × 65.3mm (D)
Weight	Approx. 160g (Aluminium)
Operating Temperature	-10°C - 40°C
Operating Humidity	10 - 80% (No condensation)
Operation Parts	Hot shoe / Tilting lock / Lock release button / Rotating lock lever



VERTICAL GRIP



Vertical Battery Grip VG-GFX1 (Optional) **COMPATIBLE WITH GFX 50S** The vertical battery grip VG-GFX1 provides a solid grip while also maintaining the camera's optical axis during vertical shooting. The grip features a Shutter Release Button, Command Dial, Focus Lever and six Fn buttons, mirroring the layout of the camera body. It holds an extra battery to enable shooting for extended periods of time and can be used to charge the battery. Using the AC-15V adapter, available separately, you can fully charge a battery in approx. two hours.

Dimensions	147.5mm (W) × 52.1mm (H) × 67.9mm (D)
Weight	Approx. 310g (Magnesium alloy, excluding battery)
Operating Temperature	-10°C - 40°C
Operating Humidity	10 - 80% (No condensation)
Operation Parts	Shutter button, Control lock, Front and rear command dial, Fn buttons 1-6, Focus lever, Q button, MENU/OK button, Battery cover lock, Tripod socket, Lock screw

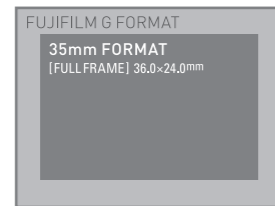
IMAGING

FORMAT / ASPECT

Image Formats The GFX 50S and GFX 50R save pictures in a variety of formats and quality, including two sizes and three compression levels of JPEGs, as well as compressed/uncompressed RAW. Even when you are shooting only in RAW, the camera records 12-megapixel thumbnails at the same time. Its in-camera RAW conversion function also enables RAW files processing with the ability to save them as 8-bit TIFFs.

4:3 [L] 8256×6192 (51M) [S] 4000×3000 (12M)	5:4 [L] 7744×6192 (48M) [S] 3744×3000 (11M)	7:6 [L] 7232×6192 (45M) [S] 3504×3000 (11M)	1:1 [L] 6192×6192 (38M) [S] 2992×2992 (9M)
3:2 [L] 8256×5504 (45M) [S] 4000×2664 (11M)	16:9 [L] 8256×4640 (38M) [S] 4000×2248 (9M)	65:24 [L] 8256×3048 (25M) [S] 4000×1480 (6M)	

Compressed	JPEG (Exif ver.2.3)
Uncompressed	RAW: 14bit RAW (RAF original format), RAW+JPEG 8bit TIFF (In-camera raw conversion only)



35mm Format Mode* Enable to shoot central 36.0mm x 24.0mm (30.5M) cropped images as both JPEG and RAW files. When using 35mm format adapters, it will be easier to adjust the image size to 35mm format image circle lenses.

* GFX 50S: Firmware Ver. 3.00 or later.

SENSITIVITY


ISO Sensitivity The standard ISO sensitivity range is ISO100-12800, with extended sensitivities of ISO50, ISO25600, ISO51200 and ISO102400 also available. RAW format is supported at all these ISO settings. The AUTO function allows you to set the standard ISO, low shutter speed limit and upper ISO limit, and configure AUTO 1 - 3 settings according to shooting conditions.

Standard Output	AUTO1 / AUTO2 / AUTO3 (up to ISO12800) / ISO100 to 12800 (1/3 step)
Extended Output	ISO50 / 25600 / 51200 / 102400

WHITE BALANCE

White Balance White balance can be set as Auto, Preset, Custom or Color Temperature settings. RB color coordinates can be used to shift the white balance for fine tuning color balance. Up to three custom white balance settings can also be stored. upper ISO limit, and configure AUTO 1 - 3 settings according to shooting conditions.

Mode	Automatic scene recognition, Color temperature selection (2500K - 10000K)
Custom	Custom 1-3
Preset	Daylight, Shade, Fluorescent light (Daylight), Fluorescent light (Warm white), Fluorescent Light (Cool white), Incandescent light, Underwater



IMAGING

FILM SIMULATION


FILM SIMULATION Developed with Fujifilm's color producing know-how over 80 years of photographic film manufacturing, Film Simulation allows you to reproducing a variety of colors and tones as if using different photographic films.

<p>PROVIA / Standard Standard mode for general use that faithfully reproduces "memory colors"; colors just as you remember them.</p>	<p>Velvia / Vivid A combination of high saturation and "memory colors", this option reproduces vivid colors, making it ideal for landscapes.</p>	<p>ASTIA / Soft Combining a soft effect with high saturation, this option delivers radiant skin tones and smooth gradation.</p>
<p>CLASSIC CHROME Delivering subtle colors and beautifully muted tones, this simulation is reminiscent of vintage reversal film.</p>	<p>PRO Neg. Hi Produce portraits with sharp contrast even in flat light. This option delivers preferable natural skin tones.</p>	<p>PRO Neg. Std Reproduces accurate, natural skin tones in portraits shot under controlled light.</p>
<p>ACROS Premium monochrome mode delivers fine texture, deep blacks and smoother tones.</p>	<p>MONOCHROME General use monochrome mode that offers three filter options (Ye, R and G), just like ACROS.</p>	<p>SEPIA Adds a warm tone across the frame for a sepia look. When applied to a retro subject, it creates a nostalgic look.</p>

ADVANCED IMAGE SETTING

GRAIN EFFECT Graininess is added to the entire frame to simulate the look of film-based images.

Standard Output	OFF / Weak / Strong
-----------------	---------------------



COLOR CHROME EFFECT Provides an extra boost to saturated colors for a more punchy result.

Standard Output	OFF / Weak / Strong
-----------------	---------------------



Other Image Quality Settings Tones and colors can be fine tuned in combination with Film Simulation to achieve your desired color reproduction.

Dynamic Range	AUTO-100%-200%-400%	Color	+4 - -4
Highlight Tone	+4 - -2	Highlight Tone	+4 - -4
Shadow Tone	+4 - -2	Noise Reduction	+4 - -4

FUNCTION

SHUTTER

The World's First*1 Focal-Plane Shutter Specifically Designed for Medium Format Mirrorless Cameras The newly-developed focal-plane shutter is the world's first specifically designed for medium format mirrorless cameras. It is a low-noise mechanical shutter that withstands 150,000 actuations*2, offers shutter speeds up to 1/4000sec. and has an electronic first curtain. Choose from three shutter types, including an electronic shutter.


*1 Fujifilm research as of August 2018. Compared with other mirrorless digital cameras equipped with 43.8x32.9mm sensor or larger.
*2 According to Fujifilm internal testing.

Mechanical Shutter	4sec. to 1/4000sec. (P mode), 60min. to 1/4000sec. (All modes) Bulb mode (up to 60min.), TIME: 60min. to 1/4000sec.
Electronic Front Curtain Shutter*	4sec. to 1/4000sec. (P mode), 60min. to 1/4000sec. (All modes) Bulb mode (up to 60min.), TIME: 60min. to 1/4000sec.
Electronic Shutter	4sec. to 1/16000sec. (P mode), 60min. to 1/16000sec. (All modes) Bulb mode (up to 60min.), TIME: 60min. to 1/16000sec.
Mechanical + Electronic Shutter	4sec. to 1/16000sec. (P mode), 60min. to 1/16000sec. (All modes) Bulb mode (up to 60min.), TIME: 60min. to 1/16000sec.
Electronic Front Curtain Shutter + Electronic Shutter	4 sec. to 1/16000sec. (P mode), 60min. to 1/16000sec. (All modes) Bulb mode (up to 60min.), TIME: 60min. to 1/16000sec.
Synchronized Shutter Speed for Flash	1/125 sec. or slower

* When using the electronic front curtain shutter, the continuous shooting speed drops to 1.8fps and using high speed shutter, the shutter switches to mechanical shutter. (1/640sec. to 1/4000sec.)

FOCUS

Single Focus Points and Focus Area TTL Contrast AF is available in Single Point, Zone and Wide/Tracking modes. In the Single Point mode, the camera offers up to 425 Focus Points and six different Focus Area sizes. Select the minimum size for pinpoint focusing.



Mode	Single AF / Continuous AF / MF
Auto Focus Type	TTL Contrast AF
AF Frame Selection	Single point AF: EVF / LCD: 13x9 / 25x17 Zone AF: 3x3 / 5x5 / 7x7 from 117 areas on 13x9 grid Wide/Tracking AF: (Up to 9 area) *AF-S: Wide *AF-C: Tracking


Six AF Modes

AF-S + Single Point	For capturing subjects using a specific AF point	AF-C + Single Point	For continuous spot-focusing
AF-S + Zone	For capturing subjects across a large AF area	AF-C + Zone	For tracking a subject within a selected area
AF-S + Wide	For automatically capturing a subject across the frame	AF-C + Tracking	For continuously tracking a subject across the frame

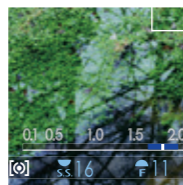
Focus Lever Use the Focus Lever to move the focus area in eight directions (up/down, side to side, diagonally) and to select setting in menu.



Face Detection / Eye Detection AF The camera automatically detects and focuses on a face or eyes. Priority can be given to either the right or left eye.



Depth of Field Scale The distance indicator bar on the monitor can be used to check depth of field. Choose between the Pixel Basis and Film Format Basis options.



Focus Assist Function Use the Focus Peaking function in Manual Focus mode. The Live View on the screen can be enlarged for more accurate focusing.



FUNCTION

CONTINUOUS SHOOTING

Continuous Shooting at Approx. 3.0fps In continuous shooting mode, the GFX 50S and GFX 50R can shoot at up to 3.0fps until the memory card fills up in JPEG, up to 8 frames in RAW, and up to 13 frames in compressed RAW.

Continuous Shooting	Approx. 3.0fps (JPEG: Endless, Lossless compression RAW: 13 frames, Uncompressed RAW: 8 frames)
	Approx. 1.8fps (JPEG: Endless, Lossless compression RAW: Endless, Uncompressed RAW: 8 frames)*

* When Using the Electronic Front Curtain Shutter.

EXPOSURE MODE

Exposure Mode Settings Using Dials and Rings The combination of settings on the Shutter Speed Dial and Aperture Ring allow you to switch between four different exposure modes: Aperture Priority AE (A), Shutter Speed Priority AE (S), Program AE (P) and Manual. As dials are used for main exposure settings, you can adjust settings even when the camera is turned off. The Command Position (C/T) also enables Command Dial operations. In P/S/A mode, you can adjust exposure compensation with button or dial.



Exposure Compensation	Still: -5.0EV - +5.0EV 1/3EV step Movie: -2.0EV - +2.0EV 1/3EV step
-----------------------	--

PHOTOMETRY

Four Metering Modes The GFX 50S and GFX 50R offers four metering modes: Multi, Spot, Average and Center Weighted. When spot metering, the focusing and metering areas can be linked.

Multi	Calculates exposure based on analysis of the whole frame
Spot	Takes a meter reading from an area occupying approx. 2% of the frame
Average	Sets exposure based on the average brightness of the entire frame
Center Weighted	Takes a meter reading mainly from the center of the frame

FLASH SHOOTING

Multi-Function Flash Flash sync speed is up to 1/125sec. When using the optional EF-X500 or compatible third party studio flash, which supports FP mode, flash sync can be as fast as 1/4000sec. (the maximum shutter speed possible with the mechanical shutter). The camera also caters to a variety of flash settings including multiple flash lighting.

Compatible Flash (Optional)	FUJIFILM EF Series (excluding EF-X8)
Sync Terminal	Yes Synchronized shutter speed for flash 1/125sec. or slower
SYNC. MODE	1ST CURTAIN / 2ND CURTAIN / AUTO FP (HSS)
FLASH MODE	TTL (FLASH AUTO / STANDARD / SLOW SYNC.) / MANUAL / OFF

* When EF-X500 is set.

MOVIE RECORDING

Full HD Video The GFX 50S and GFX 50R supports Full HD video recording and HD video recording. Film Simulation effects, such as ACROS for ultra high-quality monochrome and Classic Chrome for a documentary-themed look, can also be applied to video.

Movie File Format	MOV
Movie Video Compression	MPEG-4 AVC / H.264
Audio	Linear PCM / Stereo sound 48KHz sampling
Size (pixels) and Frame Rate	Full HD 1920x1080 29.97p / 25p / 24p / 23.98p 36Mbps up to Approx. 30min. HD 1280x720 29.97p / 25p / 24p / 23.98p 18Mbps up to Approx. 30min.
Continuance battery life of movie capture*	Full HD: Approx. 145min. *Face detection is set to OFF
Actual battery life of movie capture*	Full HD: Approx. 70min. *Face detection is set to OFF

* Approximate number of frames or movie recording time that can be taken with a fully-charged based on CIPA Standard.

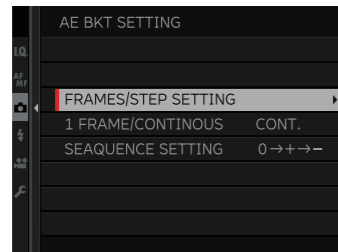
FUNCTION

BRACKETING


Six Types of Bracketing Six types of bracketing are available to capture multiple frames at different settings with a single press of the shutter release. This function works with both JPEG and RAW formats.

AE Bracketing [2/3/5/7/9 frames]	±1/3EV - ±3EV, 1/3EV step
Film Simulation Bracketing	Any 3 types of Film Simulation selectable
Dynamic Range Bracketing	100%, 200%, 400%
ISO Sensitivity Bracketing	±1/3EV, ±2/3EV, ±1EV
White Balance Bracketing	±1, ±2, ±3
Focus Bracketing*	Interval, Number of shots, 10 step

* GFX 50S: Firmware Ver. 3.00 or later.



AE Bracketing



Film Simulation Bracketing



CONNECTIVITY

Wireless Connectivity Install the free FUJIFILM Camera Remote app on your smartphone or tablet to carry out a location data search, remotely control the camera and transfer or view in-camera images, all without having to enter a password. This functionality is also useful when shooting landscapes with the camera mounted on a tripod.



<http://app.fujifilm-dsc.com/>



	GFX 50s	GFX 50R
Wireless function	Geotagging, Wireless communication, View & obtain images, Remote camera shooting, instax printer print	Geotagging, Wireless communication, View & Obtain Images, Remote camera shooting, instax printer print, Pairing registration, Delete pairing registration, Bluetooth ON/OFF, Auto image transfer, Smartphone sync. setting

FUNCTION

OTHER FUNCTIONS

Drive Menu Use the Drive button to quickly switch between different modes such as Burst, Bracketing and Video.

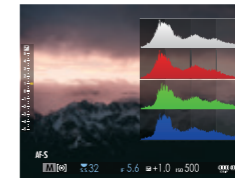
Drive Menu	Still Image / Continuous / AE BKT / ISO BKT / Film Simulation BKT / White Balance BKT / Dynamic Range BKT / Focus BKT* / Multiple Exposure / Movie
------------	--

* GFX 50S: Firmware Ver. 3.00 or later.

Command Position (C/T) Set the ISO Dial(GFX 50S Only) / Aperture Ring to "C" and the Shutter Speed Dial to "T" to change settings only with the front and rear Command Dials.



3D Electronic Level This electronic level uses a 3D system and is highly effective for architecture or landscape photography, when the accuracy of horizontal and vertical lines is crucial.



RGB Histogram The GFX 50S and GFX 50R can display four types of histograms: RGB and brightness, each with or without highlight warnings.

Interval Timer Shooting Sample unique shooting styles including fixed-point photography, time lapse and self-timer images with controls over shooting interval, total number of frames and shutter delay. You can set an interval between 1sec. - 24 hours for shooting 1 - infinity frames.

Shooting Interval	1sec. - 24 hours
Number of Frames	1 - 999 + ∞
Shutter Delay	In 0min. - 24 hours

Self Timer The Self Timer function can be set at 2sec. or 10sec. It is particularly useful for situations when you want to minimize camera shake, such as long exposures.

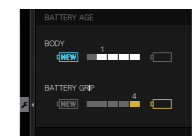
Multiple Exposure The GFX 50S and GFX 50R allow you to take two frames and combine them for a creative effect. The first shot is displayed on the LCD monitor, so you can easily compose and shoot the second frame.

Shooting Stand By Mode In standby mode, all displays except the Sub LCD Monitor* turn off to save power when no operations are being performed. Choose the length of time your camera will wait before entering standby mode: 5min., 2min., 1min., 30sec., or 15sec.

* GFX 50S only

Battery Age Check the age of the batteries in the camera and the vertical battery grip*. Battery age is expressed as a number between 0 (youngest) and 4 (oldest).

* Compatible with GFX 50S only



Sensor Cleaning The GFX 50S and GFX 50R use piezoelectric elements to provide ultrasonic sensor cleaning. You can specify when to perform sensor cleaning: immediately, when the camera is turned on, or when the camera is turned off.

Copyright Data for EXIF Use the touchscreen panel to enter "Author" and "Copyright" to automatically add this information to the file's EXIF data.

Voice Memo Function Record your voice for up to 30 seconds to make notes about the images you are shooting. This makes it easy to keep track of shooting data in situations where writing notes is impractical.

Custom Buttons and Menus The GFX 50S and GFX 50R feature customizable Fn buttons. Different options can also be assigned to Short Cut Q (Quick) menu items. Frequently used settings can be registered in My Menu while Custom Registration allows you to save and rename Film Simulation and image quality settings.

ACCESSORY

FLASH

EF-X500 Optional

A high performance, multi-function flash with a guide number of approx. 50, the optional EF-X500 supports multi-flash lighting, FP mode and continuous output in Burst Mode.



Guide Number	Approx. 50 (ISO100-m) / 164 (ISO100-ft)
Flash Coverage	24mm-105mm (35mm format equivalent), Auto Zoom Function, Approx. 20mm (35mm format equivalent) when using the Wide Panel
Bounce	90°up, 10°down, 135°left and 180°right
Color Temperature	Approx. 5600K (at Full Output)
FP (High Speed Flash Sync) Mode	Supported
Exposure Control System	TTL, Manual, Multi-Flash (Manual) TTL Compensation -5.0EV - +5.0EV at 1/3-step increments *This setting may not be reflected in some shooting conditions.
Manual Flash Power	1/1-1/512 at 1/3-step increments *Flash settings become slightly restricted in the FP mode.
Multi-Flash Power	1/4-1/512 at 1/3-step increments
Firing Interval <small>(at Full Power and Full Charge)</small>	Approx. 2.5 seconds (Nickel-hydrogen battery)
Number of Flashes <small>(at Full Power and Full Charge)</small>	Approx. 170 times (Nickel-hydrogen battery)
Wireless Multi-Flash System	Communication method optical transmission
Operation Modes	Master (TTL / Manual / Multi-Flash / OFF) Slave (TTL / Manual / Multi-Flash / OFF)
Communication Channels	Ch1 - 4
Slave Unit Groups	Up to 3 groups (A / B / C)
Power Source	Four AA batteries (LR6, or Ni-MH)
External Power Source	Battery pack EF-BP1 (Optional)
Dimensions / Weight	Approx. 124.0mm (H) x 67.2mm (W) x 107.3mm (D) / Approx. 380g (Excluding batteries)

TERMINAL

External Connection Interface The GFX 50s and GFX 50R offers various interfacing options, including USB for computer-tethered shooting, an HDMI Micro connector to output images to an external monitor, remote shutter release terminal, microphone input, and headphone jack (GFX 50S Only). Connect the optional AC power adapter AC-15V to the DC input terminal to use an external power source for camera operation and charging. The camera comes with a cable lock for attaching cables.



	GFX 50s	GFX 50R
Digital Interface	USB 3.0 (High-Speed) / Micro USB Terminal	USB Type-C (USB3.1 Gen1)
HDMI Output	HDMI micro connector (Type D)	HDMI micro connector (Type D)
DC IN	15V connector *Compatible with AC-15V (optional) only	15V connector *Compatible with AC-15V (optional) only
Remote Release Connector	ø2.5mm *Connectable with Remote Release RR-100 (Optional)	ø2.5mm *Connectable with Remote Release RR-100 (Optional)
Microphone Connector	ø3.5mm, stereo mini connector	ø2.5mm, Stereo mini connector
Headphone Connector	ø3.5mm, stereo mini connector	—
Others	Hot shoe, Synchronized terminal	Hot shoe, Synchronized terminal

ACCESSORY

MOUNT ADAPTER



H MOUNT ADAPTER G Optional

Enables compatibility with H Mount lenses, including SUPER EBC FUJINON HC lenses for GX645AF (discontinued), to be attached to the G Mount. It supports lens shutter operations and aperture priority AE. Focusing is manual only, but the mount features electronic contacts to generate and record lens correction data for individual lenses. And a detachable tripod collar foot is included.

Compatible Lens	H Mount Lens
Exposure Mode	Aperture Priority AE (A) and Manual
Shutter Select	Camera body focal-plane shutter / Leaf shutter in lens
Focus Mode	Manual focus only
Operation Parts	Fn button (Shutter select), Mount release lever, Detachable tripod collar foot



VIEW CAMERA ADAPTER G Optional

Allows you to use a 4x5 view camera on the G Mount in conjunction with old large format FUJINON lenses. This allows you to take advantage of a view camera's characteristic tilt and shift functions while using the focal-plane shutter in the camera body.

Compatible Body	International standard 4x5 Camera*
Operation Parts	±20mm Horizontal shift slider (5.0mm step)
Mount Rotatable	0° / 90° / 180° / 270°

* Depending on body shape, this adapter may not be attached.

LENS

GF LENS

High Performance FUJINON GF Lenses FUJINON lenses have long catered to the needs of professional photographers with an extensive lineup including medium format lenses, large format lenses and broadcast TV lenses. GF lenses, developed with the latest optical technologies, boast outstanding performance and image quality.

■ Super ED Lens ■ ED Lens □ Aspherical Lens

LENS



GF23mmF4 R LM WR



GF32-64mmF4 R LM WR



GF45mmF2.8 R WR



GF63mmF2.8 R WR



GF110mmF2 R LM WR

<i>Lens configuration</i>	15 elements in 12 groups <small>(includes 2 aspherical and 3 extra-low dispersion element and 1 super extra-low dispersion element)</small>	14 elements in 11 groups <small>(includes 3 aspherical and 1 extra-low dispersion element and 1 super extra-low dispersion element)</small>	11 elements in 8 groups <small>(includes 1 aspherical and 2 extra-low dispersion elements)</small>	10 elements in 8 groups <small>(includes 1 extra-low dispersion elements)</small>	14 elements in 9 groups <small>(includes 4 extra-low dispersion elements)</small>
<i>Focal length (35mm format equivalent)</i>	f=23mm (18mm)	f=32-64mm (25-51mm)	f=45mm (36mm)	f=63mm (50mm)	f=110mm (87mm)
<i>Angle of view</i>	99.9°	81°- 46.3°	62.6°	46.9°	27.9°
<i>Max. aperture</i>	F4	F4	F2.8	F2.8	F2
<i>Min. aperture</i>	F32	F32	F32	F32	F22
<i>Aperture control</i> Number of blades	9 (rounded diaphragm opening)	9 (rounded diaphragm opening)	9 (rounded diaphragm opening)	9 (rounded diaphragm opening)	9 (rounded diaphragm opening)
Stop size	1/3EV (19steps)	1/3EV (19steps)	1/3EV (22steps)	1/3EV (22steps)	1/3EV (22steps)
<i>Focus range</i>	38cm - ∞	[Wide]0.5m - ∞ [Telephoto]0.6m - ∞	45cm - ∞	0.5m - ∞	0.9m - ∞
<i>Max. magnification</i>	0.09x	0.12x	0.14x	0.17x	0.16x
<i>External dimensions</i> <small>Diameter x Length* (approx.) *distance from camera lens mount flange</small>	ø89.8mm×103mm	ø92.6mm×116mm (Wide) 145.5mm (Telephoto)	ø84mm×88mm	ø84mm×71mm	ø94.3mm×125.5mm
<i>Weight* (approx.)</i> <small>*excluding caps,hoods and Tripod collar foot</small>	845g	875g	490g	405g	1,010g
<i>Filter size</i>	ø82mm	ø77mm	ø62mm	ø62mm	ø77mm



GF120mmF4 R LM OIS WR Macro



GF250mmF4 R LM OIS WR



GF1.4X TC WR



MCEX-18G WR



MCEX-45G WR

<i>Lens configuration</i>	14 elements in 9 groups <small>(includes 3 extra-low dispersion elements)</small>	16 elements in 10 groups <small>(includes 2 extra-low dispersion element and 1 super extra-low dispersion element)</small>	TELECONVERTER	7 elements 3 groups	MACRO EXTENSION TUBE	MCEX-18G WR	MCEX-45G WR
<i>Focal length (35mm format equivalent)</i>	f=120mm (95mm)	f=250mm (198mm)		1.4x that of original lens		—	—
<i>Angle of view</i>	25.7°	12.5°		—		—	—
<i>Max. aperture</i>	F4	F4		1 additional stop		—	—
<i>Min. aperture</i>	F32	F32		1 additional stop		—	—
<i>Aperture control</i> Number of blades	9 (rounded diaphragm opening)	9 (rounded diaphragm opening)		—		—	—
Stop size	1/3EV (19steps)	1/3EV (19steps)		—		—	—
<i>Focus range</i>	45cm - ∞	1.4m - ∞		Approx. same as that of original lens		—	—
<i>Max. magnification</i>	0.5x	0.22x		1.4x that of original lens		—	—
<i>External dimensions</i> <small>Diameter x Length* (approx.) *distance from camera lens mount flange</small>	ø89.2mm×152.5mm	ø108mm×203.5mm		ø82x26.7mm		ø82mmx18mm	ø82mmx45mm
<i>Weight* (approx.)</i> <small>*excluding caps,hoods and Tripod collar foot</small>	980g	1,425g		400g		170g	245g
<i>Filter size</i>	ø72mm	ø82mm		—		—	—

SYSTEM CHART

REMOTE RELEASE
ø2.5mm, Remote Release Connector
RR-100



CLIP ON FLASH
EF-X500 Weather Resistant



STEREO MICROPHONE
MIC-ST1



SD CARD



CABLE PROTECTOR
Included



AC POWER ADAPTER
AC-15V



BATTERY
NP-T125 Included



BATTERY CHARGER
BC-T125 (4 types of plugs included)



INTERCHANGEABLE LENS
Weather Resistant
→P.33-34



TELECONVERTER
Weather Resistant
→P.33-34



MACRO EXTENSION TUBE
Weather Resistant
→P.33-34



MOUNT ADAPTER
H MOUNT ADAPTER G
(Tripod collar foot included)



VIEW CAMERA ADAPTER
VIEW CAMERA ADAPTER G



PROTECTOR FILTER PRF-62 / PRF-72 / PRF-77 / PRF-82

SHOULDER STRAP
Included



GFX 50s



GFX 50R



WORKFLOW

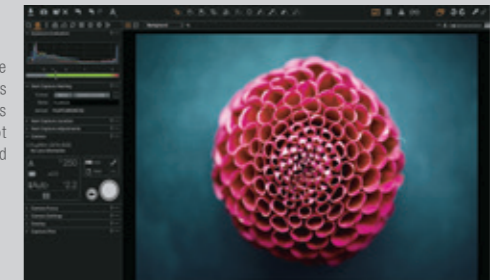
Workflow software By installing compatible software on your computer, it is possible to build an all-in-one workflow for things like "tethered shooting / checking the image / RAW development preview / RAW development". In addition to FUJIFILM's own software, you can use software that you are already familiar with. You can carry out tethered shooting by connecting the GFX via USB cable or Wi-Fi connection through wireless LAN access point. Also, RAW files can be developed based on Film Simulation settings.

Compatible software

Capture One Pro Optional
Capture One Pro FUJIFILM Optional

Capture One Pro FUJIFILM is workflow software that inherits the versatile and powerful editing capabilities of Capture One Pro but is specifically designed for the GFX and X Series of cameras*. It is available to purchase from Phase One's website. The Capture Pilot function allows you to connect the camera to a table device, etc. and view/check an image being captured wirelessly on such devices.

*1 See Phase One website for details of supported cameras.

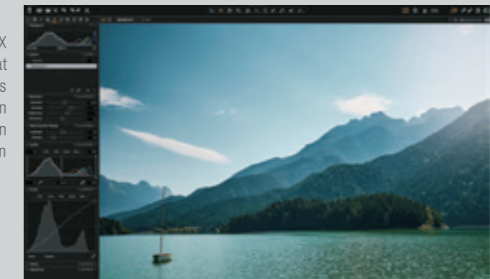


Capture One Express FUJIFILM Free Download *2

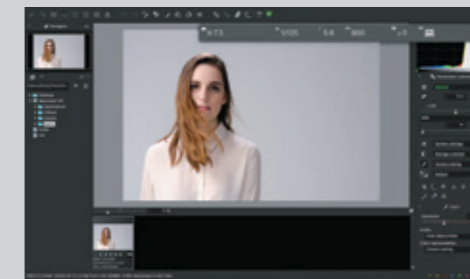
This software supports RAW conversion for files from the GFX and X Series range of cameras*. The software uses a unique cataloging format to manage pictures, enabling fast processing of individual images regardless of the quantity or size. FUJIFILM's unique Film Simulation modes can be applied during RAW conversion so that you can add an artistic flair or traditional film look and feel. This RAW conversion software is available as a free download from Phase One website.

*2 Available as free download from the Phase One website.

*3 See Phase One website for details of supported cameras.



FUJIFILM X Acquire Free Download *4 +
RAW FILE CONVERTER EX 3.0 powered by SILKPIX Free Download *4



*4 Available as free download from the FUJIFILM website.

FUJIFILM Tether Shooting Plug-in PRO Optional +
Adobe® Photoshop® Lightroom® Classic CC Optional



FUJIFILM X RAW STUDIO Free Download *5

This is unique RAW development software from FUJIFILM. By connecting a computer installed with X RAW STUDIO and camera via USB cable, the processor in the camera can be used to process RAW files. Processing time will not be affected by any limitations of your computer, and there is no difficulty in batch processing large number of images. Since it offers an optimized environment for the GFX 50S / 50R, you can get complete image quality includes tone, color reproduction, and Film Simulations.

*5 Available as free download from the FUJIFILM website.



SPEC

	GFX 50s	GFX 50R
Model name	FUJIFILM GFX 50S	FUJIFILM GFX 50R
Number of effective pixels	51.4 million pixels	
Image sensor	43.8mm×32.9mm Bayer array with primary color filter	
Sensor Cleaning System	Ultra Sonic Vibration	
Storage media	SD Card (-2GB) / SDHC Card (-32GB) / SDXC Card (-256GB) UHS-I / UHS-II ¹⁾	
File format	JPEG (Exif Ver.2.3) ²⁾ , RAW: 14bit RAW (RAF original format), RAW+JPEG, 8bit TIFF (In-camera Raw Conversion Only)	
Movie	MOV (MPEG-4 AVC / H.264, Audio : Linear PCM / Stereo sound 48KHz sampling)	
Number of recorded pixels	L: [4:3] 8256×6192 [3:2] 8256×5504 [16:9] 8256×4640 [1:1] 6192×6192 [65:24] 8256×3048 [5:4] 7744×6192 [7:6] 7232×6192 S: [4:3] 4000×3000 [3:2] 4000×2664 [16:9] 4000×2248 [1:1] 2992×2992 [65:24] 4000×1480 [5:4] 3744×3000 [7:6] 3504×3000	
Lens Mount	FUJIFILM G mount	
Sensitivity	Standard Output AUTO1 / AUTO2 / AUTO3 (up to ISO12800) / ISO100~12800 (1/3 step) Extended Output ISO50 / 25600 / 51200 / 102400	
Exposure control	TTL 256-zone metering, Multi / Spot / Average / Center Weighted	
Exposure mode	P (Program AE) / A (Aperture Priority AE) / S (Shutter Speed Priority AE) / M (Manual Exposure)	
Exposure compensation	Still Image -5.0EV - +5.0EV 1/3EV step Movie -2.0EV - +2.0EV 1/3EV step	
Image Stabilizer	Supported with OIS type lenses	
Shutter type	Focal Plane Shutter	
Shutter speed	Mechanical Shutter 4sec. - 1/4000sec. (P mode), 60min. - 1/4000sec. (All modes) Bulb mode (up to 60min.), TIME: 60min. - 1/4000sec. Electronic Shutter ³⁾ 4sec. - 1/16000sec. (P mode), 60min. - 1/16000sec. (All modes) Bulb mode (up to 60min.), TIME: 60min. - 1/16000sec. Electronic Front Curtain Shutter ⁴⁾ 4sec. - 1/4000sec. (P mode), 60min. - 1/4000sec. (All modes) Bulb mode (up to 60min.), TIME: 60min. - 1/4000sec. Mechanical + Electronic Shutter ⁴⁾ 4sec. - 1/16000sec. (P mode), 60min. - 1/16000sec. (All modes) Bulb mode (up to 60min.), TIME: 60min. - 1/16000sec. Electronic Front Curtain Shutter ⁴⁾ +Electronic Shutter 4sec. - 1/16000sec. (P mode), 60min. - 1/16000sec. (All modes) Bulb mode (up to 60min.), TIME: 60min. - 1/16000sec. Synchronized shutter speed for flash 1/125sec. or slower	
Continuous shooting	Approx. 3.0fps (JPEG: Endless Lossless compression RAW: 13 Frames Uncompressed RAW: 8 Frames) *Recordable frame depends on recording media. *Speed of continuous shooting depends on shooting environment and shooting frames. When Using the Electronic Front Curtain Shutter Approx. 1.8fps (JPEG: Endless Lossless Compression RAW: Endless Uncompressed RAW: 8 Frames) *Recordable frame depends on recording media. *Speed of continuous shooting depends on shooting environment and shooting frames.	
Auto bracketing	AE Bracketing (2/3/5/7/9 frames) ±1/3EV - ±3EV, 1/3EV step Film Simulation Bracketing Any 3 types of film simulation selectable Dynamic Range Bracketing 100%, 200%, 400% ISO sensitivity Bracketing ±1/3EV, ±2/3EV, ±1EV White Balance Bracketing ±1, ±2, ±3 Focus Bracketing ⁵⁾ Interval, Number of shots, 10 step	
Focus	Mode Single AF / Continuous AF / MF Type TTL Contrast AF AF frame selection Single Point AF: EVF / LCD: 13×9 / 25×17 (Changeable Size of AF Frame Among 6 Types) Zone AF: 3×3 / 5×5 / 7×7 from 117 Areas on 13×9 Grid Wide/Tracking AF: Up to 9 Area *AF-S: Wide *AF-C: Tracking	
White balance	Automatic scene recognition / Custom / Color temperature selection (K) / Preset : Daylight, Shade, Fluorescent light (Daylight), Fluorescent light (Warm White), Fluorescent light (Cool White), Incandescent light, Underwater	
Self-timer	10sec. / 2sec.	
Interval timer Shooting	YES Setting : Interval, Number of shots, Starting time	
Flash modes	SYNC. MODE 1ST CURTAIN / 2ND CURTAIN / AUTO FP(HSS) *When EF-X500 is set FLASH MODE TTL (FLASH AUTO / STANDARD / SLOW SYNC.) / MANUAL / OFF	
Hot shoe	Yes (Dedicated TTL Flash compatible)	
Viewfinder	0.5 inch Approx. 3.69 millions dots OLED Color Viewfinder Coverage of Viewing Area vs. Capturing Area: Approx. 100% Eyepoint: Approx. 23mm (from the Rear End of the Camera's Eyepiece) Dioptr Adjustment: -4 - +2m ⁻¹ Magnification: 0.85x with 50mm Lens (35mm Equivalent) at infinity and Dioptr set to -1.0m ⁻¹ Diagonal Angle of View: Approx. 40° (Horizontal Angle of View: Approx. 33°) Built-In Eye Sensor	0.5 inch Approx. 3.69 millions dots OLED Color Viewfinder Coverage of Viewing Area vs. Capturing Area: Approx. 100% Eyepoint: Approx. 23mm (from the Rear End of the Camera's Eyepiece) Dioptr Adjustment: -4 - +2m ⁻¹ Magnification: 0.77x with 50mm Lens (35mm Equivalent) at infinity and Dioptr set to -1.0m ⁻¹ Diagonal Angle of View: Approx. 38° (Horizontal Angle of View: Approx. 30°) Built-In Eye Sensor
LCD monitor	3.2 inch, Aspect Ratio 4:3, Approx. 2,360K-dot Tilt-Type (Three Direction), Touch Screen Color LCD Monitor (Approx. 100% Coverage)	3.2 inch, Aspect Ratio 4:3, Approx. 2,360K-dot Tilt-Type (Two Direction), Touch Screen Color LCD Monitor (Approx. 100% Coverage)
Sub LCD monitor	1.28 inch, Aspect Ratio 1:1, 128×128-dot Monochrome LCD Monitor	—
Movie recording	[Full HD (1920×1080)] 29.97p / 25p / 24p / 23.98p 36Mbps up to Approx. 30min. [HD (1280×720)] 29.97p / 25p / 24p / 23.98p 18Mbps up to Approx. 30min.	

SPEC

	GFX 50s	GFX 50R
Photography functions	Color, Sharpness, Highlight tone, Shadow tone, Noise reduction, Long exposure NR, Lens Modulation Optimizer, Color space, Pixel mapping, Select custom setting, Edit/Save custom setting, Store AF mode by orientation, Rapid AF, AF point display, Pre-AF, Face/Eye detection AF, AF+MF, Focus peak highlight, Focus check, Interlock spot AE & focus area, Instant AF setting (AF-S/AF-C), Depth-of-field scale, Release/Focus priority, Touch screen mode, Flicker reduction ⁵⁾ , Mount adapter setting, 35mm Format Mode ⁵⁾ , Red eye removal, Movie AF mode, RGB Histogram, Highlight alert, Electronic level, Preview depth of field, AE lock, AF lock, AF-ON, Multiple exposure	Color, Sharpness, Highlight tone, Shadow tone, Noise reduction, Long exposure NR, Lens Modulation Optimizer, Color space, Pixel mapping, Select custom setting, Edit/Save custom setting, Store AF mode by orientation, Rapid AF, AF point display, Pre-AF, AF Illuminator, Face/Eye detection AF, AF+MF, Focus peak highlight, Focus check, Interlock spot AE & focus area, Instant AF setting (AF-S/AF-C), Depth-of-field scale, Release/Focus priority, Touch screen mode, Flicker reduction, Mount adapter setting, 35mm Format Mode, Red eye removal, Movie AF mode, RGB Histogram, Highlight alert, Electronic level, Preview depth of field, AE lock, AF lock, AF-ON, Multiple exposure
Touch Screen Shooting Mode	Touch AF, Focus Area, OFF	
Playback Mode	Swipe, Zoom, Pinch-in / Pinch-out, Double-tap, Drag	
Film Simulation mode	15 modes (PROVIA / Standard, Velvia / Vivid, ASTIA / Soft, Classic Chrome, PRO Neg.Hi, PRO Neg.Std, Black&White, Black&White+Ye Filter, Black&White+R Filter, Black&White+G Filter, Sepia, ACROS, ACROS+Ye Filter, ACROS+R Filter, ACROS+G Filter)	
Grain Effect	STRONG, WEAK, OFF	
Color Chrome Effect	STRONG, WEAK, OFF	
Dynamic range setting	AUTO, 100%, 200%, 400%	
Playback functions	Switch slot, RAW conversion, Erase, Erase selected frames, Crop, Resize, Protect, Image rotate, Red eye removal, Voice memo setting, Copy, Photobook assist, Multi-frame playback (with micro thumbnail), Favorites, RGB histogram, Highlight alert	Switch slot, RAW conversion, Erase, Erase selected frames, Simultaneous delete (Raw Slot1/JPG Slot2), Crop, Resize, Protect, Image rotate, Red eye removal, Voice memo setting, Copy, Photobook assist, Multi-frame playback (with micro thumbnail), Favorites, RGB histogram, Highlight alert
Wireless transmitter	Standard IEEE 802.11b/g/n (standard wireless protocol) Encryption WEP / WPA / WPA2 mixed mode Access mode Infrastructure	
Wireless function	Geotagging, Wireless communication (Image transfer), View & Obtain Images, Remote camera shooting, Instax printer print	Geotagging, Image transfer (Individual image/Selected multiple images), View & Obtain Images, Instax Printer Print, Pairing registration, Delete pairing registration, Bluetooth ON/OFF setting, Auto image transfer, Smartphone Sync. Setting
Other functions	Exif Print, Date/Time, Time difference, 35 Languages, My menu setting, Sensor cleaning, Battery age, Sound set-up, EVF brightness, EVF color, LCD brightness, LCD color, Image disp, Auto rotate displays, Preview exp./WB in manual mode, Preview pic. effect, Framing guideline, Autorotate PB, Focus scale units, Disp. custom setting, Sub monitor setting, Focus lever setting, Edit/Save Quick menu, Function(Fn) setting, Selector button setting, Command dial setting, S.S. operation ⁵⁾ , Shutter AF, Shutter AE, Shoot without lens, Shoot without card ⁵⁾ , Focus ring, AE/AF-Lock mode, Expo. Comp. button setting, Touch screen setting, Lock, Auto power off, Shooting stand by mode, Auto power save, Frame No., Save org image, Edit file name, Card slot setting, Switch slot, Movie file destination, Select Folder and Create Folder ⁵⁾ , Copyright Info	Exif Print, Date/Time, Time difference, 35 Languages, My menu setting, Sensor cleaning, Battery age, Sound set-up, EVF brightness, EVF color, LCD brightness, LCD color, Image disp, Auto rotate displays, Preview exp./WB in manual mode, Natural live view, Framing guideline, Autorotate PB, Focus scale units, Disp. custom setting, Focus lever setting, Edit/Save Quick menu, Function(Fn) setting, Selector button setting, Command dial setting, S.S. operation, Shutter AF, Shutter AE, Shoot without lens, Shoot without card, Focus ring, AE/AF-Lock mode, Expo. Comp. button setting, Touch screen setting, Lock, Auto power off, Shooting stand by mode, Auto power save, Frame No., Save org image, Edit file name, Card slot setting, Switch slot, Movie file destination, Select Folder and Create Folder, Copyright InfoFolder, Copyright Info
Terminal	Digital interface USB3.0 (High-Speed) / micro USB terminal *connectable with Remote Release RR-90 (sold separately) HDMI output HDMI Micro connector (Type D) Others ø3.5mm stereo mini connector (Microphone), ø3.5mm stereo mini connector (Headphone), ø2.5mm Remote Release Connector, DC IN 15V Connector (Compatible with AC-15V [Optional] Only), Hot shoe, Synchronized terminal	USB Type-C (USB3.1 Gen1) ø2.5mm Remote Release / Stereo Mini Connector (Microphone), DC IN 15V Connector (Compatible with AC-15V [Optional] Only), Hot Shoe, Synchronized Terminal
Power supply	NP-T125 Li-ion battery (included) Battery life for still images ⁶⁾ Approx. 400 frames When GF63mmF2.8 R WR is set. (Auto power save ON) Continuance battery life of movie capture ⁶⁾ [Full HD] Approx. 145min. *Face detection is set to OFF Actual battery life of movie capture ⁶⁾ [Full HD] Approx. 70min. *Face detection is set to OFF	
Dimensions	147.5mm (W) × 94.2mm (H) × 91.4mm (D) / 5.81in. (W) × 3.71in. (H) × 3.60in. (D) (Minimum Depth: 41.6mm / 1.64in.)	160.7mm (W) × 96.5mm (H) × 66.4mm (D) / 6.33in. (W) × 3.80in. (H) × 2.62in. (D) (Minimum Depth: 46.0mm / 1.81in.)
Weight	Approx. 825g / 29.1oz. (including battery and memory card) Approx. 920g / 32.5oz. (including EVF) Approx. 740g / 26.1oz. (excluding accessories, battery and memory card)	Approx. 775g / 27.3oz. (including battery and memory card) Approx. 690g / 24.3oz. (excluding accessories, battery and memory card)
Operating Temperature	-10°C - 40°C (+14°F - +104°F)	
Operating Humidity	10% - 80% (no condensation)	
Starting up period	Approx. 0.4sec. *Fujifilm Research	
Accessories included	Li-ion battery NP-T125, Battery charger BC-T125, Plug adapter, Body cap, Shoulder strap, Metal strap clip, Metal strap clip lock, Cable protector, Interchangeable electronic viewfinder EVF-GFX1, Hot shoe cover (Body/EVF), Connector cover (EVF), Vertical Battery Grip connector cover, Sync terminal cover, Owner's manual	Li-ion battery NP-T125, Battery charger BC-T125, Plug adapter, Body cap, Strap clip, Protective cover, Clip attaching tool, Shoulder strap, Cable protector, Hot shoe cover, Sync terminal cover, Owner's manual

¹⁾ Please see the Fujifilm website to check memory card compatibility.
²⁾ Exif 2.3 is a digital camera file format that contains a variety of shooting information for optimal printing.
³⁾ The Electronic Shutter may not be suitable for fast-moving objects or handheld shooting. Flash can not be used.
⁴⁾ When using the electronic front curtain shutter, the continuous shooting speed drops and using high speed shutter, the shutter switches to mechanical shutter, (1/640sec. to 1/4000sec.)
⁵⁾ Please use your cameras and lenses with the latest version of firmware. If the firmware is not the latest version, compatibility will not be provided.
⁶⁾ Approximate number of frames or movie recording time that can be taken with a fully-charged based on CIPA Standard.